

200mA, 100-150V Surface Mount Fast Switching Diode

FEATURES

- Low power loss, high efficiency
- Ideal for automated placement
- High surge current capability
- Moisture sensitivity level: level 1, per J-STD-020
- RoHS Compliant
- Halogen-free according to IEC 61249-2-21

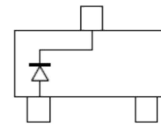
APPLICATIONS

- Switching mode power supply (SMPS)

MECHANICAL DATA

- Case: SOT-23
- Molding compound meets UL 94 V-0 flammability rating
- Terminal: Matte tin plated leads, solderable per J-STD-002
- Meet JESD 201 class 1A whisker test
- Weight: 8± 0.5 mg (approximately)

KEY PARAMETERS		
PARAMETER	VALUE	UNIT
I_F	200	mA
V_{RRM}	100-150	V
V_F at $I_F=200mA$	1.25	V
T_{JMAX}	150	°C
Package	SOT-23	
Configuration	Single die	



ABSOLUTE MAXIMUM RATINGS ($T_A = 25^\circ C$ unless otherwise noted)				
PARAMETER	SYMBOL	BAS19	BAS20	UNIT
Marking code on the device		JP	JR	
Repetitive peak reverse voltage	V_{RRM}	100	150	V
Power dissipation	P_D	250		mW
Forward current	I_F	200		mA
Junction temperature range	T_J	-65 to +150		°C
Storage temperature range	T_{STG}	-65 to +150		°C

THERMAL PERFORMANCE			
PARAMETER	SYMBOL	TYP	UNIT
Junction to ambient thermal resistance	$R_{\theta JA}$	500	°C/W

ELECTRICAL SPECIFICATIONS ($T_A = 25^\circ\text{C}$ unless otherwise noted)						
PARAMETER	CONDITIONS		SYMBOL	MIN	MAX	UNIT
Forward voltage ⁽¹⁾	$I_F = 100\text{mA}, T_J = 25^\circ\text{C}$		V_F	-	1.00	V
	$I_F = 200\text{mA}, T_J = 25^\circ\text{C}$				1.25	
Reverse voltage	BAS19	$I_R = 100\ \mu\text{A}, T_J = 25^\circ\text{C}$	V_R	100	-	V
	BAS20	$I_R = 100\ \mu\text{A}, T_J = 25^\circ\text{C}$		150	-	
Reverse current ⁽²⁾	BAS19	$V_R = 100\ \text{V}, T_J = 25^\circ\text{C}$	I_R	-	0.1	μA
	BAS20	$V_R = 150\ \text{V}, T_J = 25^\circ\text{C}$				
Junction capacitance	$f=1\ \text{MHz}, V_R=0\text{V}$		C_J	-	5	pF
Reverse recovery time	$I_F=I_R=30\text{mA}, I_{RR}=0.1 \times I_R$		t_{rr}	-	50	ns

Notes:

1. Pulse test with $PW=0.3\ \text{ms}$
2. Pulse test with $PW=30\ \text{ms}$

ORDERING INFORMATION		
ORDERING CODE	PACKAGE	PACKING
BASxx RF	SOT-23	3K / 7" Reel
BASxx RFG	SOT-23	3K / 7" Reel
BASxx R5	SOT-23	10K / 13" Reel
BASxx R5G	SOT-23	10K / 13" Reel
BASxx-B0 RF	SOT-23	3K / 7" Reel
BASxx-B0 RFG	SOT-23	3K / 7" Reel
BASxx-B0 R5	SOT-23	10K / 13" Reel
BASxx-B0 R5G	SOT-23	10K / 13" Reel

Notes:

1. "xx" is device code from "19" to "20"
2. "G" means green compound (halogen free)

CHARACTERISTICS CURVES

(T_A = 25°C unless otherwise noted)

Fig.1 Forward Characteristics

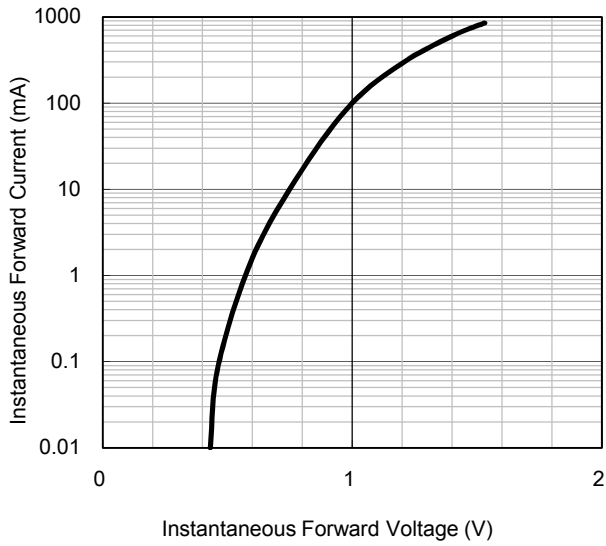
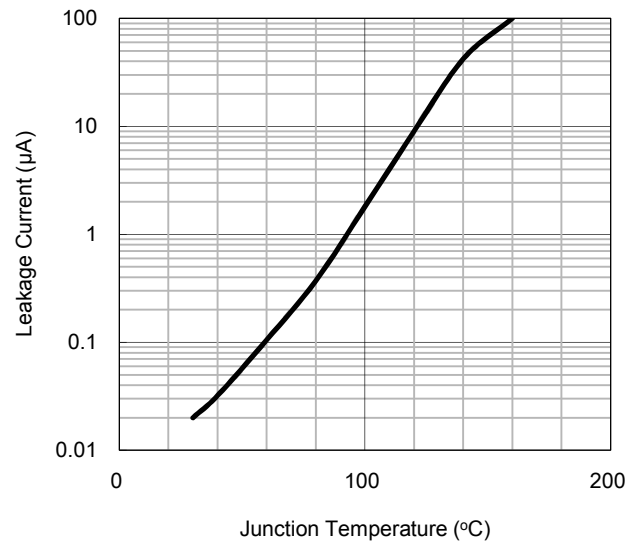
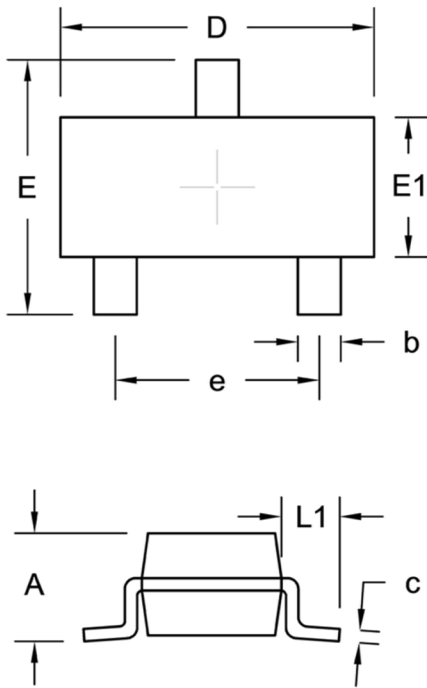


Fig.2 Leakage Current VS. Junction temperature



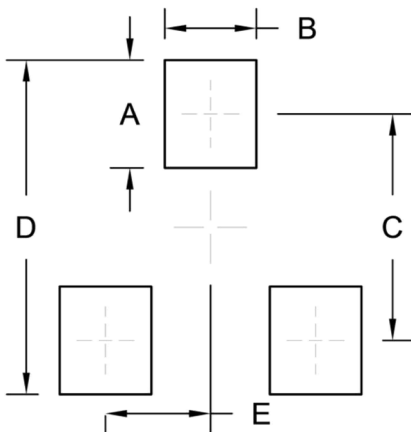
PACKAGE OUTLINE DIMENSION

SOT-23



DIM.	Unit (mm)		Unit (inch)	
	Min.	Max.	Min.	Max.
A	0.89	1.12	0.035	0.044
b	0.30	0.50	0.012	0.020
c	0.08	0.20	0.003	0.008
D	2.80	3.04	0.110	0.120
E	2.10	2.64	0.083	0.104
E1	1.20	1.40	0.047	0.055
e	1.90 BSC		0.075 BSC	
L1	0.54 REF.		0.021 REF.	

SUGGESTED PAD LAYOUT



Symbol	Unit (mm)	Unit (inch)
A	1.00	0.039
B	0.85	0.033
C	2.10	0.083
D	3.10	0.122
E	0.98	0.039